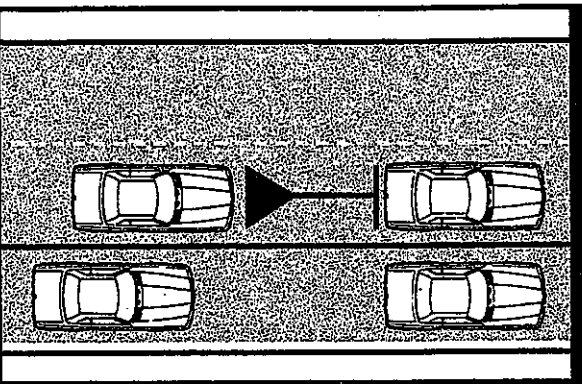
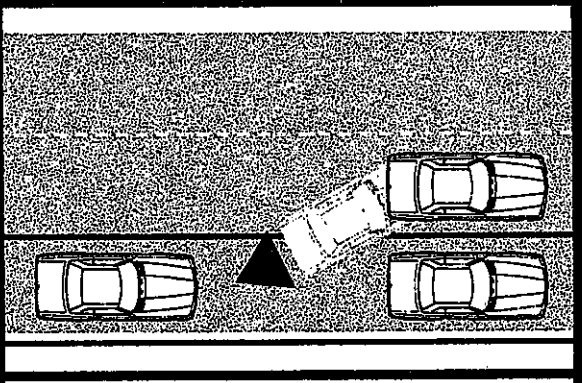
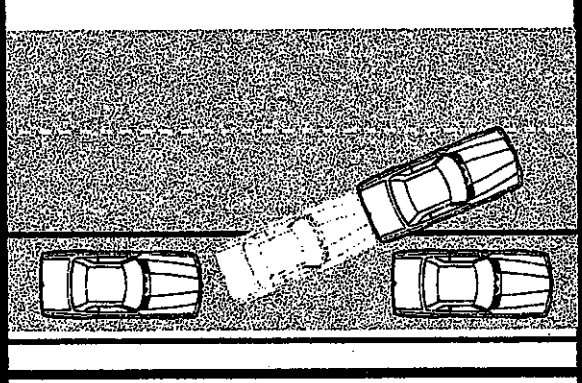
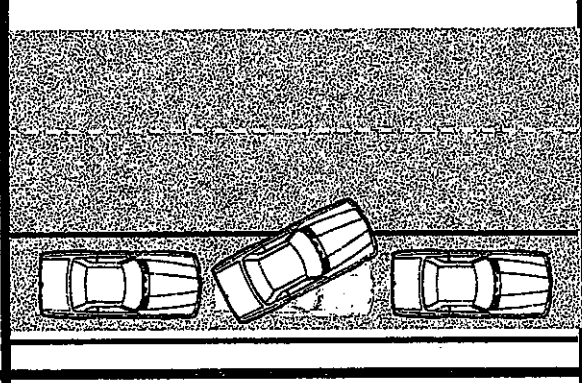
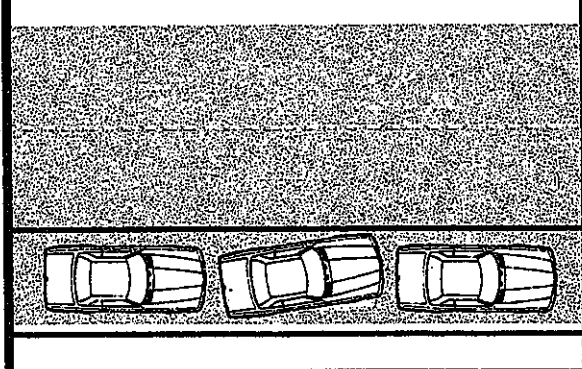


PARALLEL PARKING TIPS

THE METHOD OF PARKING AT A RIGHT-HAND CURB IS EXPLAINED IN THE FOLLOWING DIAGRAM

	<p>1. Stop even with the vehicle ahead and two (2) feet away from it.</p>
	<p>2. Turn wheels sharply to the right and back slowly toward the vehicle behind.</p>
	<p>3. As your front door passes the back bumper ahead, quickly straighten the wheels and continue to back straight.</p>
	<p>4. When clear of the vehicle ahead, turn the wheels sharply to the left and back slowly to the vehicle behind.</p>
	<p>5. Turn wheels sharply to the right and pull toward the center of the parking space.</p>